
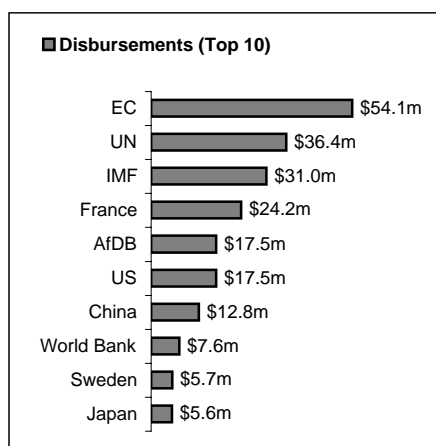
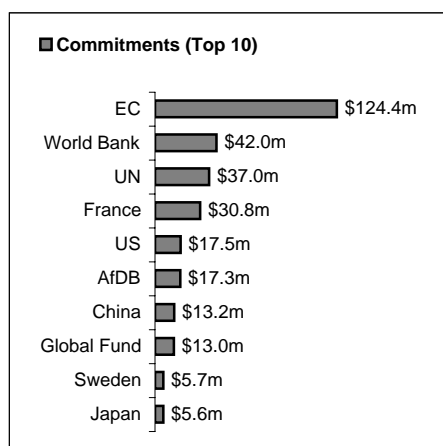
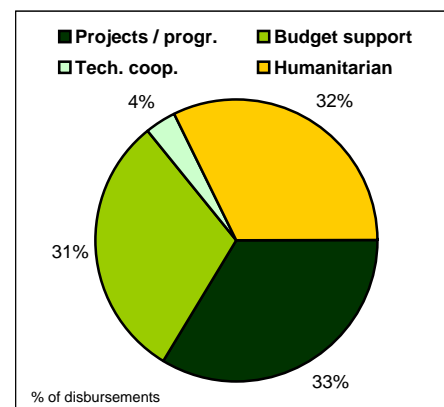
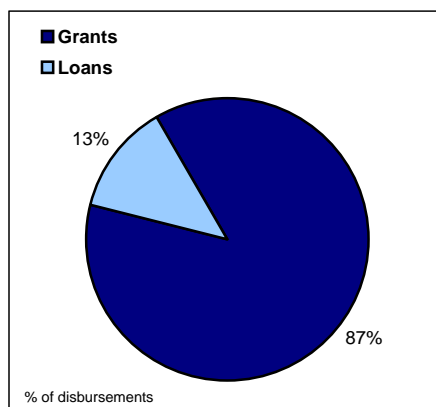
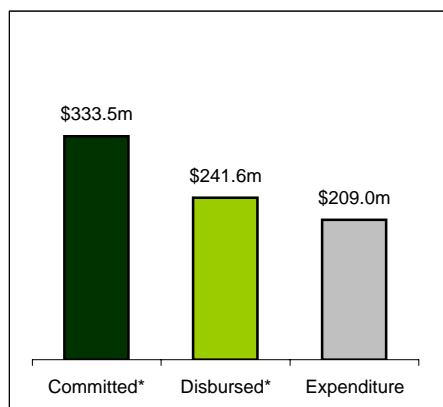
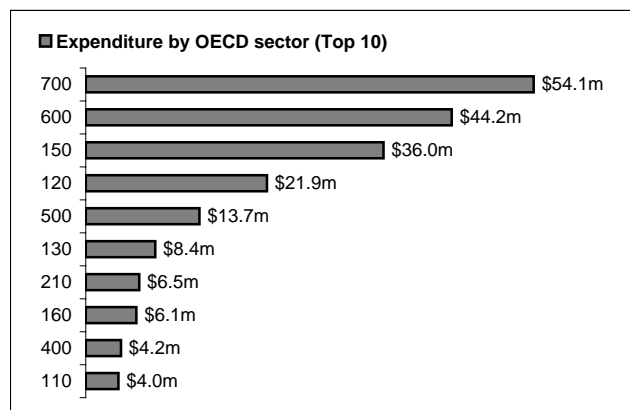


# External assistance to CAR | 2007

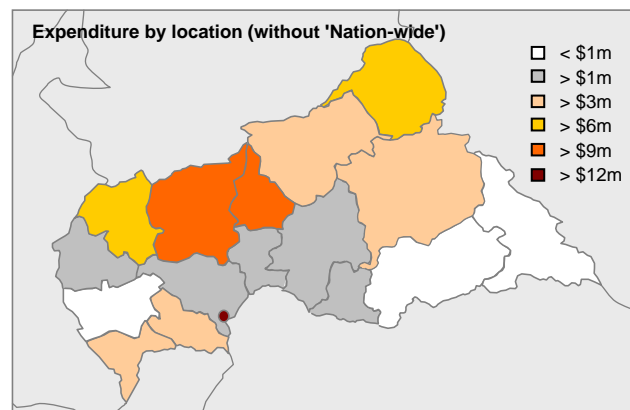
Preliminary data from the aid management system DAD



Expenditure by OECD sector (Top 10)	Amount
Humanitarian Aid (700)	\$54m
Action Relating to Debt (600)	\$44m
Government and Civil Society (150)	\$36m
Health (120)	\$22m
General Budget Support (500)	\$14m
Population Policy / Reproductive Health	\$8m
Transport and Storage (210)	\$6m
Other Social Infrastructure and Services (160)	\$6m
Multi-Sector / Cross-Cutting Aid (400)	\$4m
Education (110)	\$4m



Expenditure by location (Top 10)	Amount
Nation-Wide	\$115m
Bangui	\$29m
Ouham	\$11m
Nana Gribizi	\$10m
Ouham Pende	\$8m
Vakaga	\$7m
Haute Kotto	\$5m
Bamingui Bangoran	\$5m
Lobaye	\$3m
Sangha Mbaéré	\$3m

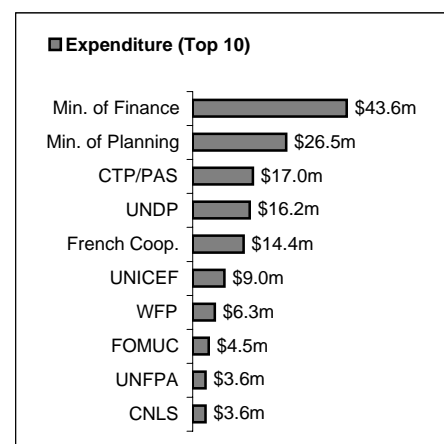
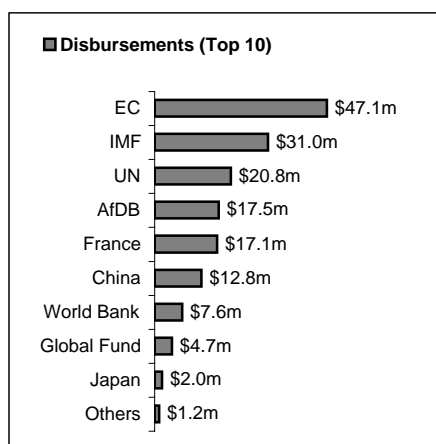
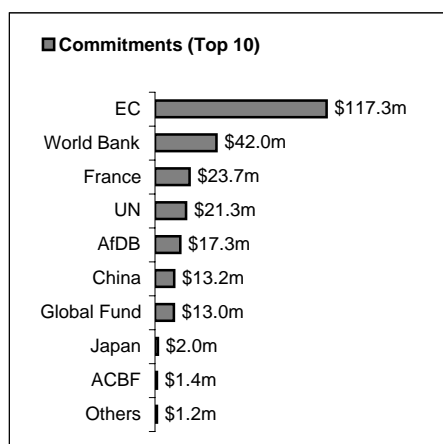
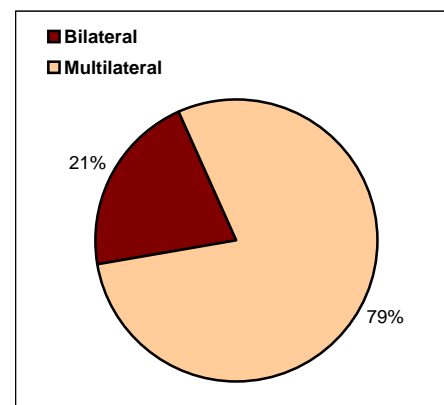
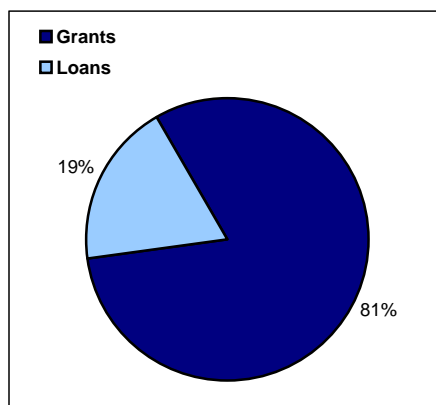
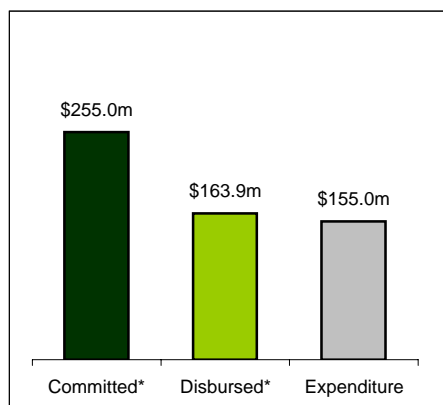


\* including for multi-year projects

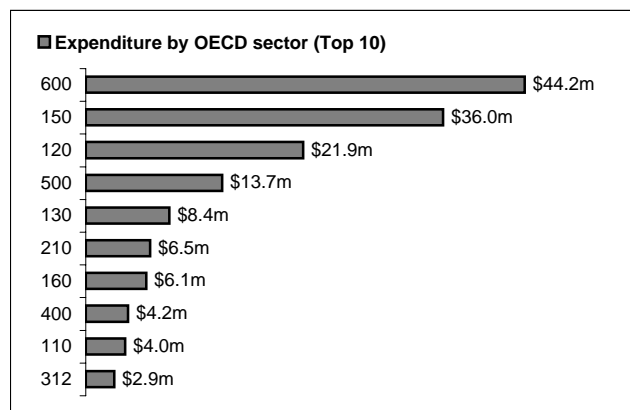
Data in the aid management system DAD is primarily entered by donors and implementing partners in CAR. Data on humanitarian contributions is primarily taken from OCHA's Financial Tracking System [www.reliefweb.int/fts](http://www.reliefweb.int/fts), with adjustments where necessary. Sector classifications may vary from those used by other organisations. DAD is not an accounting system, but aims to reflect 85% of bilateral and multilateral assistance. Detailed information on DAD is available on <http://dad.minplan-rca.org>

# Development aid in CAR | 2007

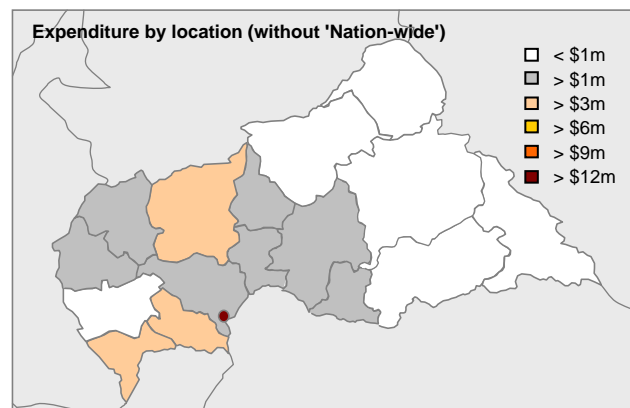
Preliminary data from the aid management system DAD



Expenditure by OECD sector (Top 10)	Amount
Action Relating to Debt (600)	\$44m
Government and Civil Society (150)	\$36m
Health (120)	\$22m
General Budget Support (500)	\$14m
Population Policy / Reproductive Health	\$8m
Transport and Storage (210)	\$6m
Other Social Infrastructure and Services (160)	\$6m
Multi-Sector / Cross-Cutting Aid (400)	\$4m
Education (110)	\$4m
Forestry (312)	\$3m



Expenditure by location (Top 10)	Amount
Nation-wide	\$105m
Bangui	\$24m
Lobaye	\$3m
Sangha Mbaéré	\$3m
Ouham	\$3m
Kemo	\$2m
Ouaka	\$2m
Nana Gribizi	\$2m
Nana Mambéré	\$2m
Basse Kotto	\$2m

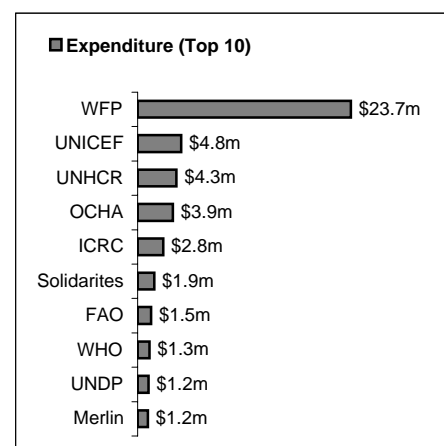
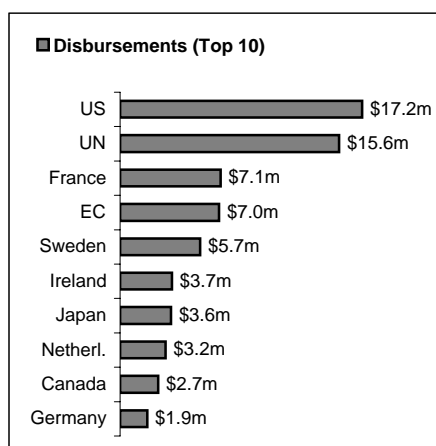
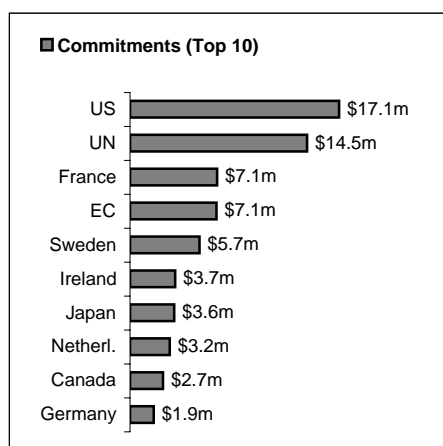
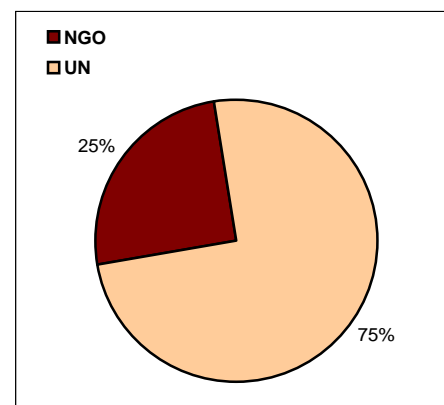
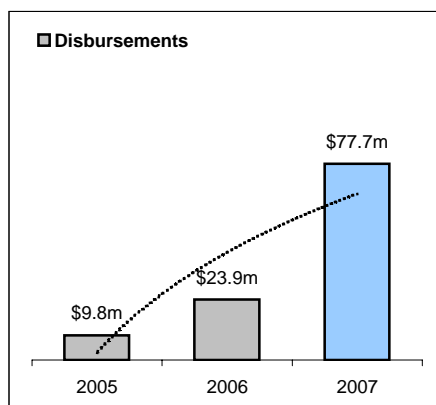
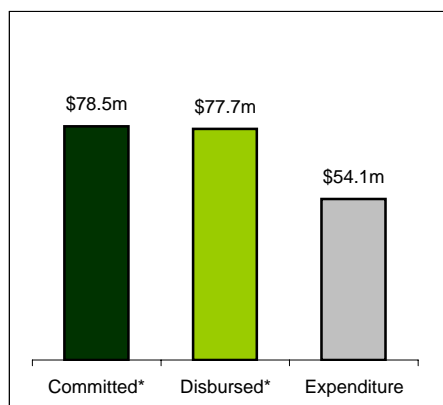


\* including for multi-year projects

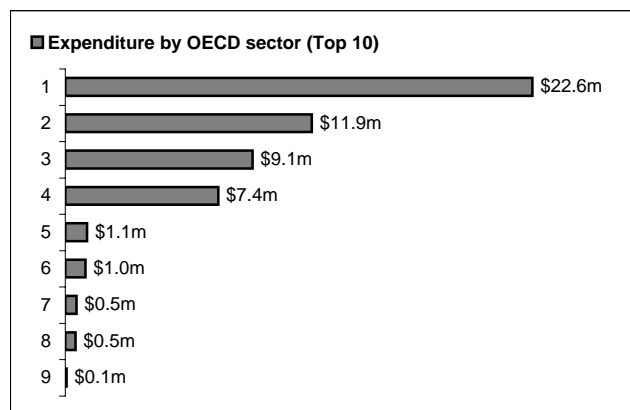
Data in the aid management system DAD is primarily entered by donors and implementing partners in CAR. Data on humanitarian contributions is primarily taken from OCHA's Financial Tracking System [www.reliefweb.int/fts](http://www.reliefweb.int/fts), with adjustments where necessary. Sector classifications may vary from those used by other organisations. DAD is not an accounting system, but aims to reflect 85% of bilateral and multilateral assistance. Detailed information on DAD is available on <http://dad.minplan-rca.org>

# Humanitarian aid in CAR | 2007

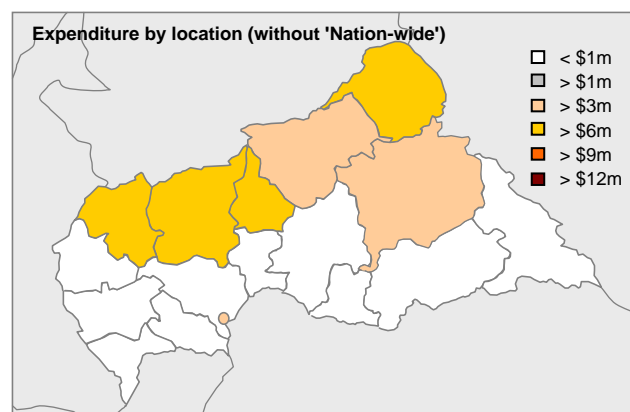
Preliminary data from the aid management system DAD



Expenditure by OECD sector (Top 10)	Amount
Food security (1)	\$23m
Multisector assistance to refugees and IDPs (2)	\$12m
Health (3)	\$9m
Coordination and logistics (4)	\$7m
Education (5)	\$1m
Shelter and non-food items (6)	\$1m
Protection, human rights, rule of law (7)	\$1m
Water and sanitation (8)	\$0.5m
Safety and security (9)	\$0.1m



Expenditure by location (Top 10)	Amount
Nation-wide	\$10m
Ouham	\$9m
Nana Gribizi	\$8m
Ouham Pende	\$7m
Vakaga	\$6m
Haute Kotto	\$5m
Bangui	\$4m
Bamingui Bangoran	\$4m
Haut Mbomou	\$0.2m
Ouaka	\$0.1m



\* including for multi-year projects

Data in the aid management system DAD is primarily entered by donors and implementing partners in CAR. Data on humanitarian contributions is primarily taken from OCHA's Financial Tracking System [www.reliefweb.int/fts](http://www.reliefweb.int/fts), with adjustments where necessary. Sector classifications may vary from those used by other organisations. DAD is not an accounting system, but aims to reflect 85% of bilateral and multilateral assistance. Detailed information on DAD is available on <http://dad.minplan-rca.org>

# Projects in CAR | 2007 (Top 20)

Preliminary data from the aid management system DAD



PROJECT	1st LEVEL IMPLEMENTER	TITLE	FUNDING SOURCE	SECTOR	EXPENDITURE (USD)
[CAR/000254]	MINISTRY OF FINANCE	POVERTY REDUCTION AND GROWTH FACILITY	INTERNATIONAL MONETARY FUND	COMMODITY AID AND GENERAL PROGRAMME ASSISTANCE (500); ACTION RELATING TO DEBT (600)	\$31.1m
[CAR/000176]	WFP	ASSISTANCE TO POPULATIONS AFFECTED BY ARMED CONFLICT (PRRO .1)	UNITED NATIONS; GERMANY; FRANCE; JAPAN; UNITED STATES OF AMERICA; EUROPEAN COMMISSION; IRELAND; SWITZERLAND; LUXEMBOURG; GREECE; CANADA; FINLAND; TURKEY; CUBA	HUMANITARIAN AID (700)	\$20.5m
[CAR/000287]	CTP/PAS	ECONOMIC REFORM SUPPORT PROGRAMME 2007/08 (ESRP)	AFRICAN DEVELOPMENT BANK GROUP	TRADE POLICY AND REGULATIONS (331); FORESTRY (312); GOVERNMENT AND CIVIL SOCIETY (150); COMMUNICATIONS (220)	\$15.3m
[CAR/000111]	MINISTRY OF PLANNING	REDUCTION OF MULTILATERAL AND INTERNAL ARREARS OF THE CENTRAL AFRICAN REPUBLIC	EUROPEAN COMMISSION	ACTION RELATING TO DEBT (600)	\$14.9m
[CAR/000296]	MINISTRY OF FINANCE	PARTIAL CANCELLATION OF BILATERAL DEBT	CHINA	ACTION RELATING TO DEBT (600)	\$11.0m
[CAR/000148]	WFP	SUPPORT FOR EDUCATION FOR ALL AND HEALTH (SCHOOL FEEDING ETC.)	UNITED NATIONS; AUSTRIA; PRIVATE DONORS (GENERAL)	HEALTH (120)	\$6.3m
[CAR/000202]	UNICEF	CHILD SURVIVAL AND DEVELOPMENT	UNITED NATIONS; EUROPEAN COMMISSION; UNITED KINGDOM; CANADA	HEALTH (120)	\$5.2m
[CAR/000019]	UNDP	ROLLBACK MALARIA	GLOBAL FUND TO FIGHT AIDS, TUBERCULOSIS AND MALARIA	HEALTH (120)	\$5.0m
[CAR/000268]	FOMUC	FOMUC III	EUROPEAN COMMISSION	GOVERNMENT AND CIVIL SOCIETY (150)	\$4.5m
[CAR/000102]	FRENCH COOPERATION	MILITARY AND SECURITY COOPERATION	FRANCE	GOVERNMENT AND CIVIL SOCIETY (150)	\$4.5m
[CAR/000151]	CNLS	MULTISECTORAL HIV/AIDS PROJECT	WORLD BANK	POPULATION POLICIES / PROGRAMMES AND REPRODUCTIVE HEALTH (130)	\$3.2m
[CAR/000218]	ICRC	ICRC ACTIVITIES 2007	GERMANY; UNITED STATES OF AMERICA; EUROPEAN COMMISSION; CANADA; FINLAND	HUMANITARIAN AID (700)	\$2.8m
[CAR/000203]	UNICEF	CHILD SURVIVAL & DEVELOPMENT IN EMERGENCY	UNITED NATIONS; GERMANY; FRANCE; IRELAND; SWEDEN; UNITED KINGDOM; CANADA	HUMANITARIAN AID (700)	\$2.8m
[CAR/000076]	MINISTRY OF PLANNING	GALAGADJA ROADWORKS AND CLEAN UP	EUROPEAN COMMISSION	MULTISECTOR / CROSS-CUTTING (400)	\$2.2m
[CAR/000160]	WFP	PROVISION OF SAFE, EFFICIENT AND SUFFICIENT AIR TRANSPORT SERVICES TO THE HUMANITARIAN COMMUNITY - UNHAS	UNITED NATIONS; UNITED STATES OF AMERICA; OTHER SOURCES	HUMANITARIAN AID (700)	\$2.1m
[CAR/000264]	UNHCR	ASSISTANCE AND PROTECTION OF IDPS IN THE NORTHERN REGION OF CENTRAL AFRICA REPUBLIC	UNITED NATIONS; JAPAN; IRELAND; SWITZERLAND; CANADA	HUMANITARIAN AID (700)	\$2.1m
[CAR/000217]	OCHA	HUMANITARIAN SUPPORT THROUGH SRSA (TECHNICAL SUPPORT, FIELD OFFICES)	SWEDEN	HUMANITARIAN AID (700)	\$2.1m
[CAR/000223]	SOLIDARITES, UNDP	EMERGENCY AID FOR THE CONFLICT-AFFECTED POPULATION IN OUHAM	UNITED NATIONS; FRANCE; EUROPEAN COMMISSION	HUMANITARIAN AID (700)	\$2.0m
[CAR/000219]	OCHA	ADDING VALUE TO HUMANITARIAN ACTION	UNITED STATES OF AMERICA; IRELAND; DENMARK; NORWAY; SWEDEN	HUMANITARIAN AID (700)	\$1.8m
[CAR/000155]	CTP/PAS	ENHANCING GOVERNANCE AND ECONOMIC MANAGEMENT SYSTEMS (EGEMAS, LICUS)	WORLD BANK	GOVERNMENT AND CIVIL SOCIETY (150)	\$1.7m
<b>TOTAL (~68% OF TOTAL EXPENDITURE IN 2007)</b>					<b>\$141.2m</b>

Data in the aid management system DAD is primarily entered by donors and implementing partners in CAR. Data on humanitarian contributions is primarily taken from OCHA's Financial Tracking System [www.reliefweb.int/fts](http://www.reliefweb.int/fts), with adjustments where necessary. Sector classifications may vary from those used by other organisations. DAD is not an accounting system, but aims to reflect 85% of bilateral and multilateral assistance. Detailed information on DAD is available on <http://dad.minplan-rca.org>